


## FNDP 650/M



Burners for heavy oil two stages progressive or PID fully modulating with the addition of the optional system modulation kit plus feeder. Fan at high pressurisation, combustion head with adjustment at high efficiency and high flame stability complete of servomotor for the opening of the air shutters, suitable for heavy oil up to 20°E to 50°C and for low sulfur content heavy oil also.

Disposition rationalized of the components with accessibility facilitated for the operations of setting and maintenance.

Complete of flange and gasket for installation on boiler, nozzles, flexible pipes, line filter electrically heated and equipped with a thermostat and degaser tank.

Available versions with mechanical or electric camme.

### TECHNICAL DATA

MODEL		<b>FNDP 650/M</b>
Flow rate 1°st./min 2°st.-max 2°st.*	[kg/h]	100/300-650
Thermal power 1°st./min 2°st.-max 2°st. *	[Mcal/h]	1000/3000-6500
Thermal power 1°st./min 2°st.-max 2°st. *	[kW]	1163/3489-7560
Fuel		Heavy oil 5° - 20°E a 50°C
<b>Intermittent working operation (min. 1 stop every 24 hours) modulating</b>		
Environmental conditions operation / storage		-15...+40°C / -20...+70°C , rel. humidity max. 80%
Max temperature combustion air	[°C]	60
Nominal electric power	[kW]	63
Fan motor	[kW]	18,5
Pump motor	[kW]	2,2
Resistances	[kW]	42
Nominal motor current absorption	[A]	32,6
Power supply		3~400V-1/N~230V-50Hz
Electric protection degree		IP40
Noisiness ** max	[dB(A)]	85
Burner weight	[kg]	660

\* Reference conditions: Environment temperature 20°C - Barometric pressure 1013 mbars - Altitude 0 metre (sea level)

\*\* Measured sonorous pressure in the laboratory combustion, with functional burner on beta boiler to 1 metre of distance (UNI EN ISO 3746 law)

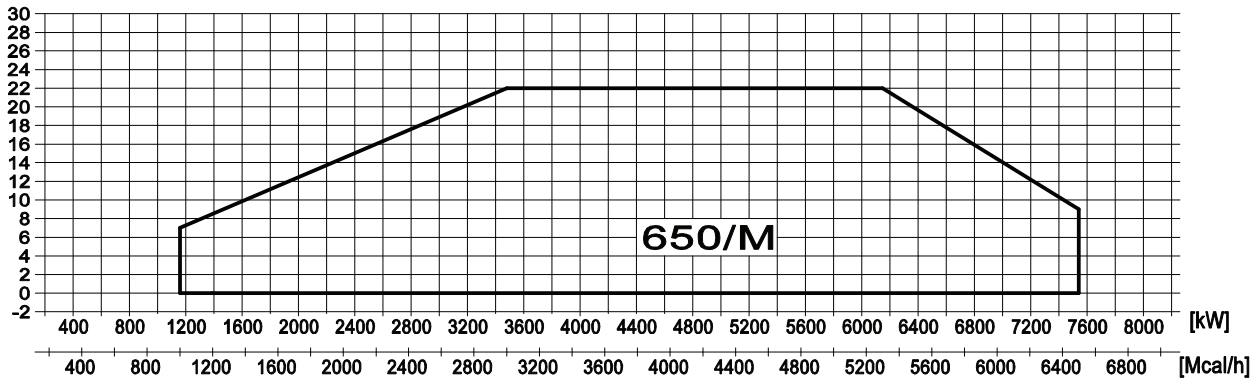
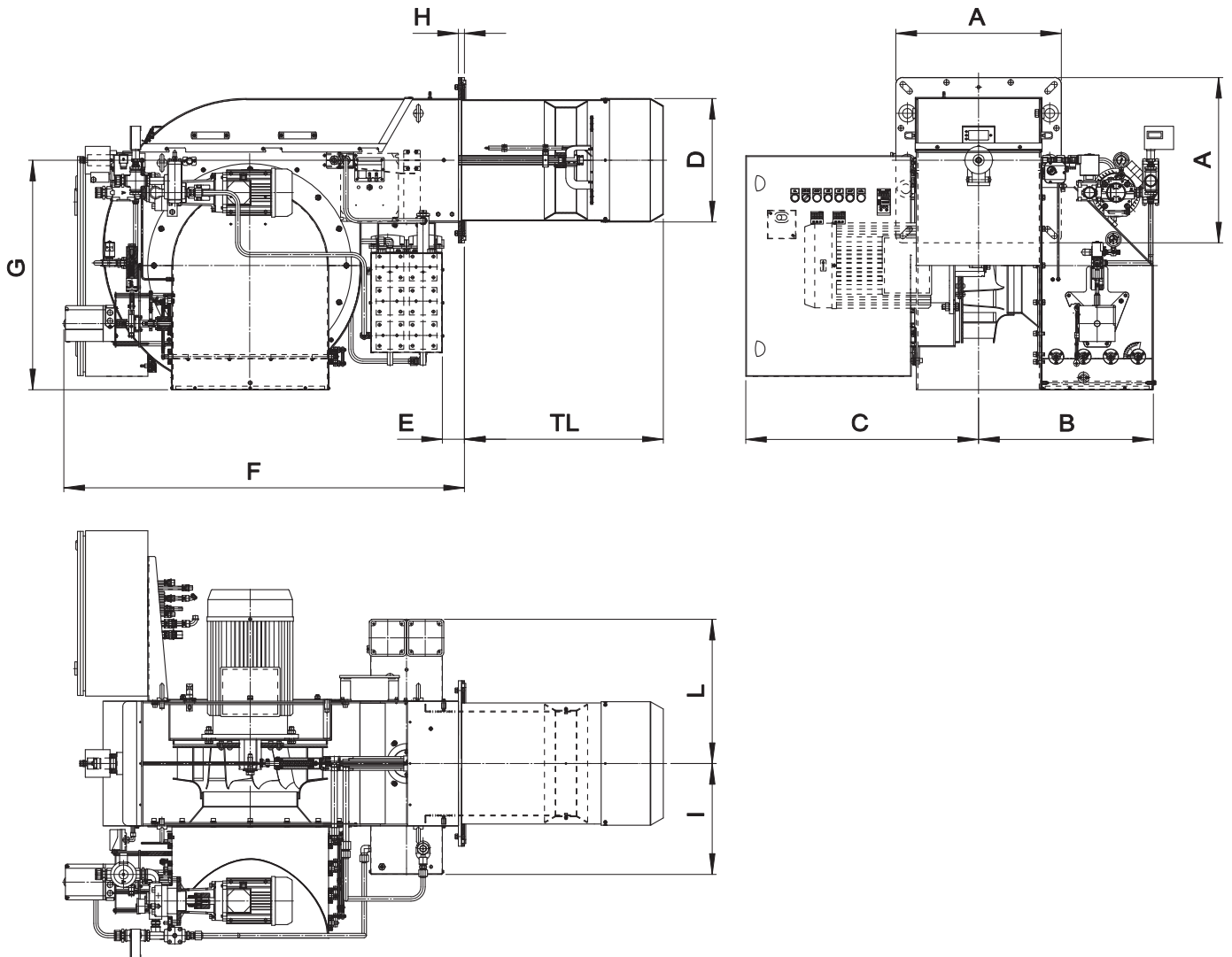


Fig. 1 X = Thermal power [kg/h - Mcal/h] Y = Pression in the combustion

The firing rates has been obtained based on test boilers in accordance with EN267 standards and are indicative of matching the burner to the boiler. For the correct operation of the burner bruciatore, combustion chamber dimensions must be in accordance with current regulation. In case of non-compliance, contact the manufacturer.

**DIMENSIONS [MM]**



MODEL	A	B	C	D	E	F	G	H	I	L	TL
FNDP 650/M	600	640	845	448	75	1453	833	22	402	523	721

The illustrations and data here shown are indicative. F.B.R. Bruciatori S.r.l. reserves the right to bring, without any obligation of warning, any changes that would be appropriate to the continuing development of their products.