

FGP 190/3 - FGP 250/3 - FGP 350/3 - FGP 450/3

Light oil burners at three stages. They are composed by: fan at high pressurisation, combustion head with adjustment at high efficiency and high flame stability and hydraulic system of regulation combustive air on the three stages of flame.

Compact overall dimensions and disposition rationalized of the components with accessibility facilitated for the operations of setting and maintenance.

Complete of nozzles, flexible pipes, line filter.

Complete of flange and gasket for installation on generator.




Fig. 1 FGP 350/3

**FBR****TECHNICAL DATA****LIGHT-OIL BURNERS AT THREE STAGES**

SK070034_C_en

MODEL		FGP 190/3	FGP 250/3	FGP 350/3	FGP 450/3
Flow min. 1°st. / min. 2°st. - max. 2°st. *	[kg/h]	22/60-206	27/80-250	49/140-350	55/160-450
Thermal power min. 1°st. / min. 2°st. - max. 2°st. *	[Mcal/h]	219/612-2100	269/816-2550	488/1428-3570	549/1632-4590
Thermal power min. 1°st. / min. 2°st. - max. 2°st. *	[kW]	255/712-2443	313/949-2965	568/1660-4151	638/1898-5337
Fuel:		LIGHT-OIL 1.5°E a 20°C = 6.2 cSt = 35 sec Redwood N°1			
Intermitted working operation (min. 1 stop every 24 hours) at 3 stages					
Environmental conditions operation / storage:		-15...+40°C / -20...+70°C , humidity max. 80%			
Max temperature combustion air	[°C]	60			
Nominal electric power	[kW]	6	9	11	13
Fan motor	[kW]	5.5	7.5	9	11
Pump motor	[kW]	0.75	1.1	1.5	1.5
Nominal absorption powers	[A]	11.5	15.5	19	21.7
Nominal absorption auxiliary	[A]	0.3	0.5	0.6	0.6
Power supply:		3~400V, 1/N~230V-50Hz			
Degree of electric protection:		IP40			
Noisiness ** min. - max.	[dB(A)]	83-85	84-85	86-86	88-89
Burner weight	[kg]	125	135	208	218

* Reference conditions: Environment temperature 20°C - Barometric pressure 1013 mbars - Altitude 0 metre (sea level)

** Measured sonorous pressure in the laboratory combustion, with functional burner on beta boiler to 1 metre of distance (UNI EN ISO 3746 law).

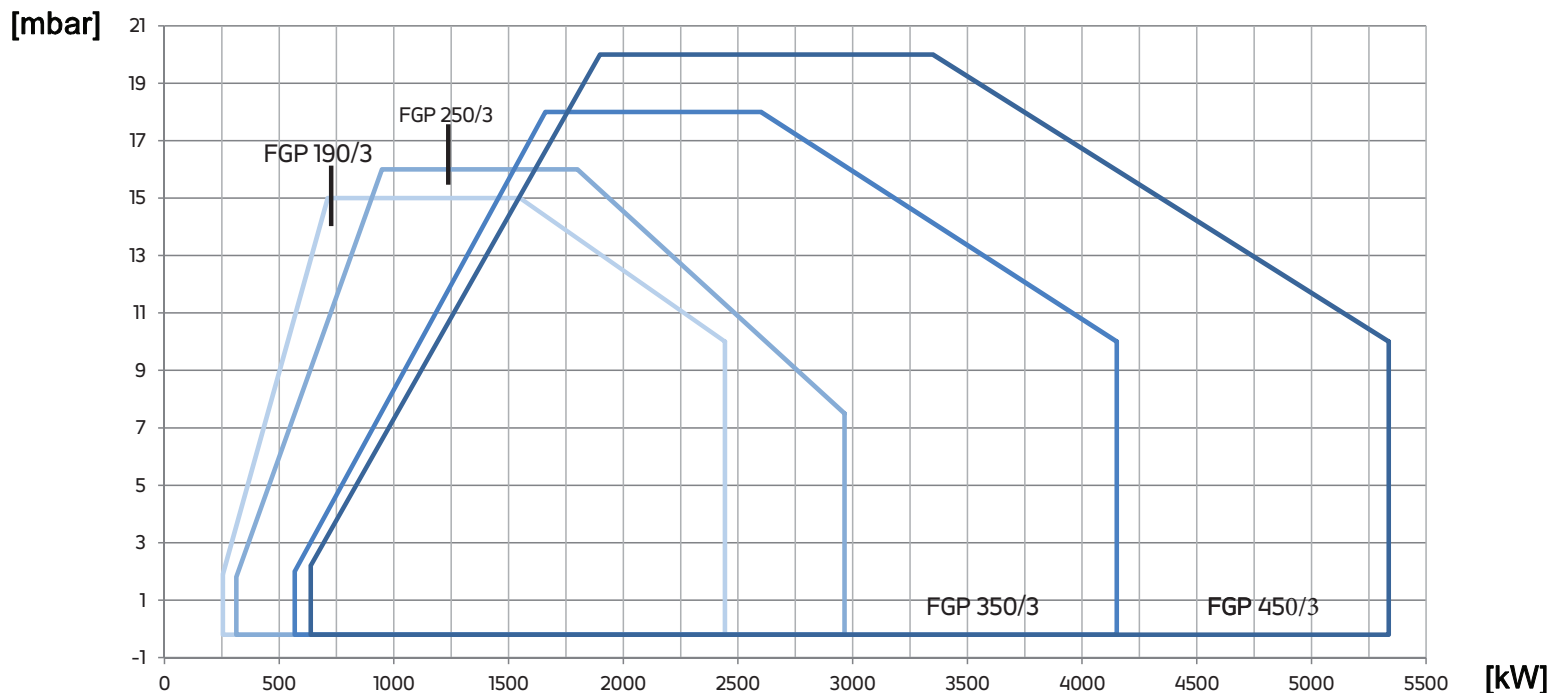
FIRING RATES

Fig. 2 X = Thermal power Y = Pression in the combustion chamber

The firing rates has been obtained based on test boilers in accordance with EN267 standards and are indicative of matching the burner to the boiler. For the correct operation of the burner bruciatore, combustion chamber dimensions must be in accordance with current regulation. In case of non-compliance, contact the manufacturer.



FBR

DIMENSIONS [MM]

LIGHT-OIL BURNERS AT THREE STAGES

SK070034_C_en

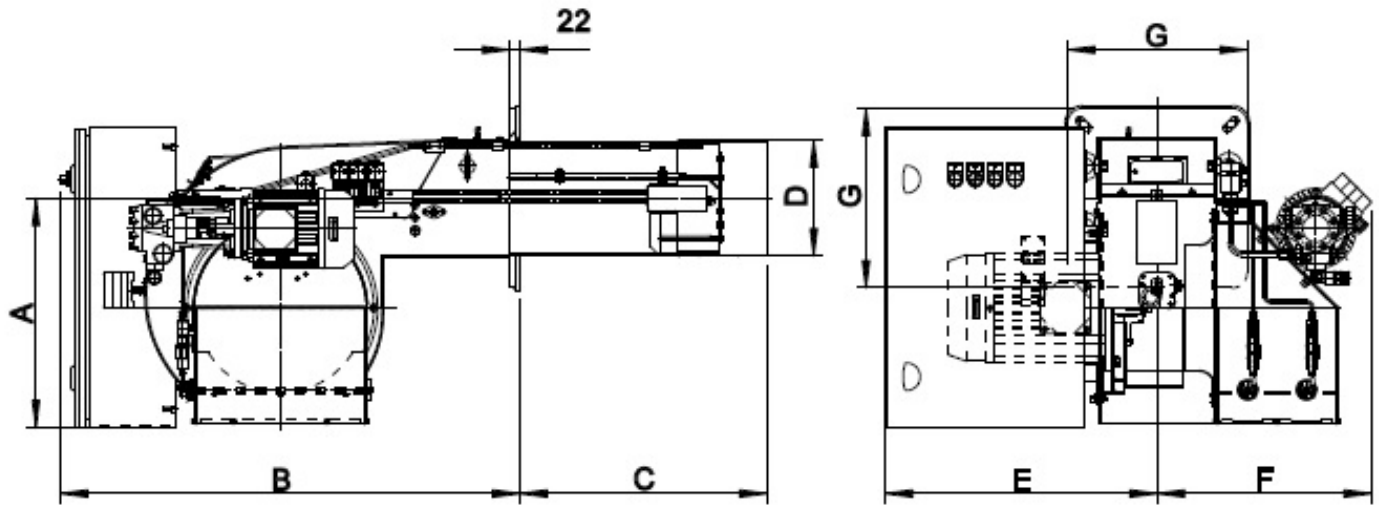
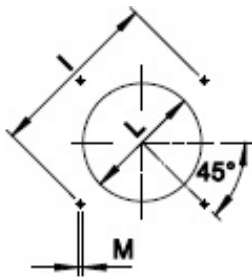


Fig. 3 Dimensions FGP 190/3 - FGP 250/3 - FGP 350/3 - FGP 450/3

MODEL	A	B	C	D	E	F	G
FGP 190/3	460	921	495	234	545	429	360
FGP 250/3	460	921	500	271	545	460	360
FGP 350/3	481	1090	535	334	700	517	490
FGP 450/3	481	1090	560	380	700	517	490

BOILER PLATE



The dimensions of the boiler plate must be as indicated in the drawing.

Fig. 4 Boiler plate

MODEL	I min	I *	I max	L min	L *	L max	M
FGP 190/3	396	424	438	245	280	320	M14
FGP 250/3	396	424	438	280	280	320	M14
FGP 350/3	552	552	580	350	350	450	M14
FGP 450/3	552	552	580	390	390	450	M14

* Suggested dimension of connection between burner and generator.

PRODUCT SPECIFICATION

SHORT DESCRIPTION

Light-oil burners at 3 stages.

DETAILED SPECIFICATION

Light-oil burner 3 stages; composed by:

- Fan at high pressurisation;
- Combustion head with adjustment at high performance and elevated flame stability;
- Flange and insulating gasket for fixing at boiler;
- Three-phase power supply;
- Photoresistance for flame detection;
- IP 40 electric protection level;
- Easy extraction of combustion head without get off the burners by bolier;
- Timer for the activation of the three stage valve: factory setting = 18sec;
- Dedicated motor for the activation of the light-oil pump.

CONFORMING TO:

- CE rules;
- 2014/30/UE Directive E.M.C.;
- 2014/35/UE Directive L.V.;
- 2014/68/EU Directive M.D.;
- 97/23/CE Directive P.E.D.;
- Reference rules: EN267 (liquid fuel) - EN746-2 (industrial thermoprocessing equipment).

STANDARD EQUIPMENT

- Flexible hoses for connection;
- Line filter;
- Isomart gasket;
- Nozzles;
- Flange with insulating gasket;
- Burner nameplate;
- Warranty;
- Instruction handbook for installation, use and maintenance.

OPTIONAL

- Noise protection.