




DUAL FUEL BURNER _ GAS/LIGHT OIL SERIE K

Progressive and modulating from 1044 up to 2900 kW



Dual fuel burners for gas and light oil at 2 stages progressive (hi-low flame) or PID fully modulating if optional modulation kit (digital type) and feeder (of temperature or pressure) are added.


Fan at high pressurization, high efficiency combustion head with adjustment and high flame stability. Available versions for natural gas or LPG (to be specified at the order).

Gas train includes working valve, safety valve, minimum gas pressure switch, gas pressure filter-stabilizer and is supplied already assembled, connected and tested.

The adoption of strong metal components makes the burner durable also in heavy duty conditions.

Burners are supplied with nozzle, fuel switch, gasket for installation on boiler, flexible hoses, line filter.

Available versions with mechanical or electronic camme.



TECHNICAL DATA

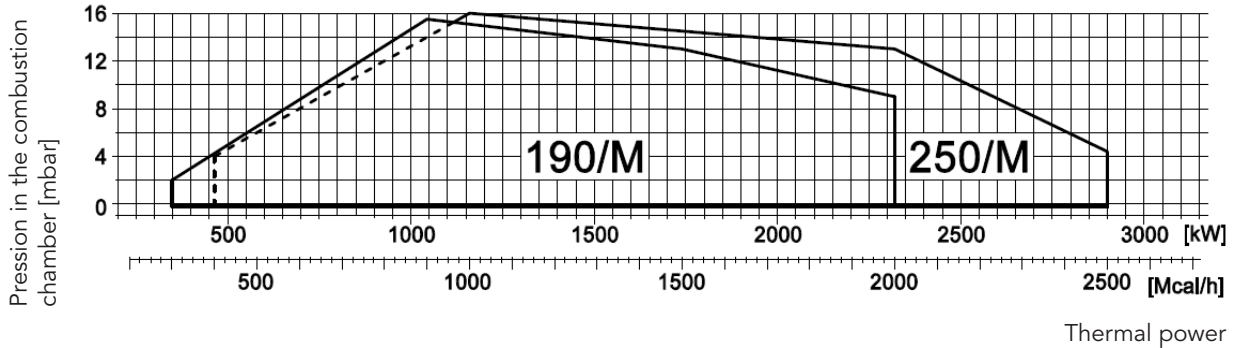
MODEL		K 190/M	K 250/M
Thermal power min-max*	Mcal/h	300/900-2060	400/1000-2500
	kW	348/1044-2390	464/1160-2900
Flow-rate G20 (NATURAL GAS) min-max*	Nm ³ /h	35/105-241	47/117-292
Flow-rate G31 (LPG) min-max*	Nm ³ /h	14/41-93	18/45-113
Fuel		NATURAL GAS (second family) - LPG (third family)	
Combustible category		2R' 2H' 2L' 2E' 2E+ 2Er' 2ELL' 2E(R)B 38/P' 3+ 3P' 38' 3R	
Intermittent operation (min. 1 stop every 24 hours) at 2 stages progressive or modulating			
Allowed environment conditions on running/stock		-15...+40°C/-20...+70°C, rel. humidity max 80%	
Max temperature combustion air	°C	60	60
Min. pressure gas train D2"-FS50 NATURAL GAS/LPG**	mbar	148/86	222/80
Min. pressure gas train DN65-FS65 NATURAL GAS/LPG*	mbar	77/58	113/45
Min. pressure gas train DN80-FS80 NATURAL GAS/LPG**	mbar	58/52	85/36
Min. pressure gas train DN100-FS100 NATURAL GAS/LPG**	mbar	46/46	68/26
Max pressure at the entry of the valves (Pe.max)	mbar	200-500	200-500
LIGHT-OIL flow-rate min-max*	kg/h	30/90-206	40/100-250
Fuel		LIGHT-OIL 1.5° E a 20°C = 6.2 cSt = 35 sec Redwood N°1	
Nominal electric power	kW	7	9
Motor fan	kW	5.5	7.5
Motor pump	kW	1.1	1.1
Power absorbed	A	14	16
Auxiliary power absorbed	A	0.5	0.7
Power supply		3~400V,1/N~230V-50Hz	
Degree of electric protection		IP44	IP44
Noisiness***min-max	dB(A)	81-82	82-86
Weight	kg	140	152

* Reference conditions: Room temperature 20°C - Atmospheric pressure 1013 mbars - Altitude 0m (sea level)

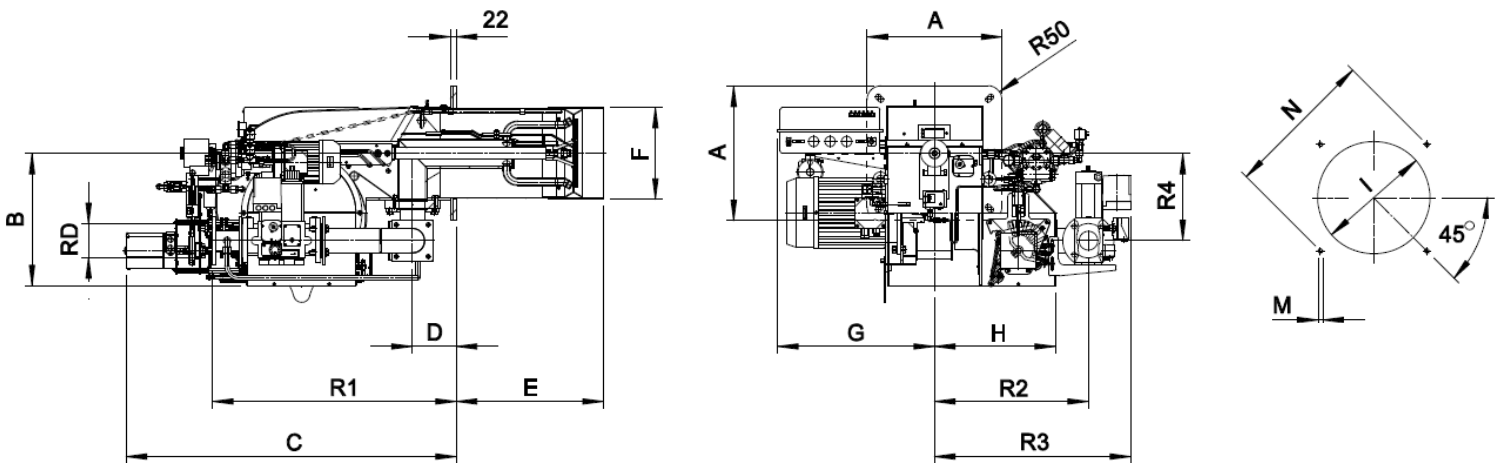
** Least pressure of feeding of the gas to the train to get the maximum power of the burner considering against pressure in chamber of valve combustion 0 (zero)

*** Measured sonorous pressure in the laboratory combustion, with functional burner on beta boiler to 1 m of distance (UNI EN ISO 3746 law)

FIRING RATES: Thermal power - Pressure in combustion chamber



DIMENSIONS (mm)



* Suggested dimension of connection between burner and generator

MODEL	A	B	C	D	E	F	G	H	I min	I*	I max	M	N min	N*	N max	R1	R2	R3	R4	RD	Gas train weight
K 190/M - D2" - FS50	360	453	1100	145	481	265	463	363	280	280	320	M14	396	424	438	254	509	672	504	2"	22 kg
K 190/M - DN65 - FS65	360	453	1100	145	481	265	463	363	280	280	320	M14	396	424	438	254	480	634	688	DN65	37 kg
K 190/M - DN80 - FS80	360	453	1100	145	481	265	463	363	280	280	320	M14	396	424	438	254	480	647	708	DN80	47 kg
K 190/M - DN100 - FS100	360	453	1100	145	481	265	463	363	280	280	320	M14	396	424	438	254	480	654	748	DN100	57 kg
K 250/M - D2" - FS50	360	453	1100	145	481	265	463	363	280	280	320	M14	396	424	438	254	509	672	504	2"	22 kg
K 250/M - DN65 - FS65	360	453	1100	145	481	265	463	363	280	280	320	M14	396	424	438	254	480	634	688	DN65	37 kg
K 250/M - DN80 - FS80	360	453	1100	145	481	265	463	363	280	280	320	M14	396	424	438	254	480	647	708	DN80	47 kg
K 250/M - DN100 - FS100	360	453	1100	145	481	265	463	363	280	280	320	M14	396	424	438	254	480	654	748	DN100	57 kg